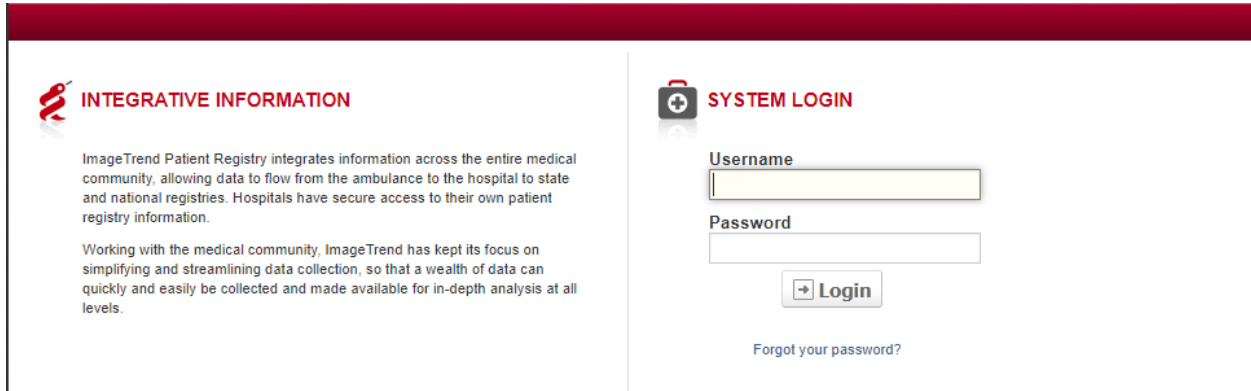
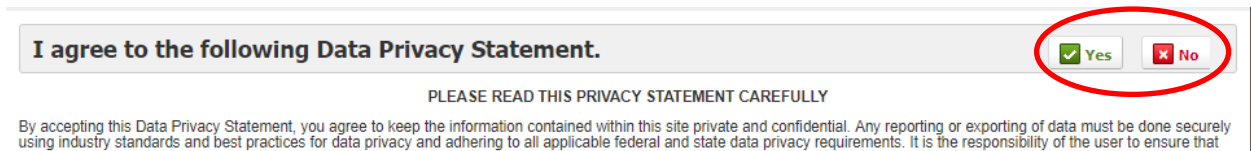


Image Trend Login and Incident Submission

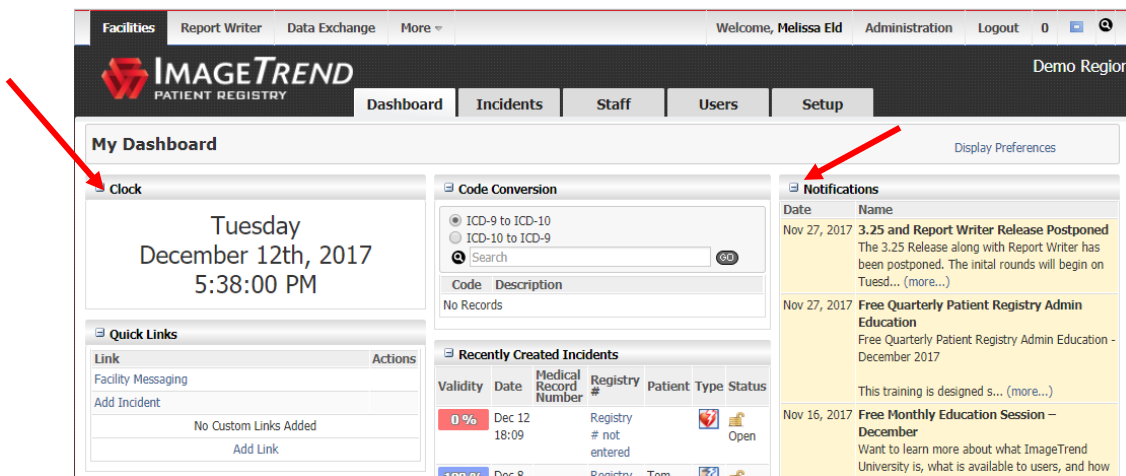
- 1) Log in to Image Trend: <https://data.idahotrauma.org/default.cfm>.
If you have difficulty or need your password reset contact Registry Staff at 208-338-5100.
If you have questions regarding Stroke, STEMI, or Trauma please call : 208-338-5100



- 2) Read policy statement and check **yes** or **no**. Checking **yes** will transition you to the Image Trend **Dashboard**. It will take a few seconds for the **Dashboard** to open.



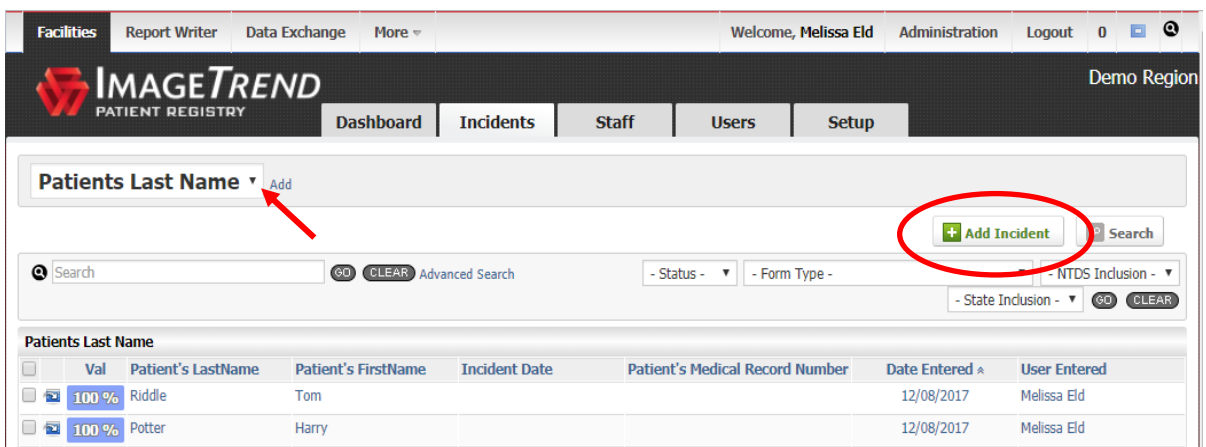
- 3) The Image Trend **Dashboard** will have multiple areas of information. You can minimize each area by clicking the dash next to each title (-). You can expand each area by clicking the (+).



4) To add a Stroke, STEMI or Trauma case click the *Incident* tab. A new page will open.



5) Choose dropdown for *Patients Last Name* and then click on *Add Incident*.



6) You will be prompted to choose the appropriate form type. Click one Listed below.

| Type | Version | Description |
|--|---------|---|
| Idaho PIPS (ICD10) | 1.1 | Idaho PIPS with ICD 10 codes |
| Idaho Trauma Form - Updated (ICD10) | 2.1 | Idaho Trauma Incident Form - Updated with ICD10 codes |
| Required STEMI form - Draft | 1.0 | STEMI form for review - Draft - DNU |
| Required Stroke Form - Draft | 1.0 | Stroke form for review - Draft - DNU |
| Trauma Incident Form with PIPS (ICD10) | 2.1 | Trauma Incident Form with PIPS and ICD10 codes |

7) Enter the *Symptom Onset date* and click *save*. *Form will populate*.

Enter the Symptom Onset Date for this patient.

Entering the date in this window will ensure that your form contains all of the active data entry fields and values in the drop down lists for the year associated with the patient's incident.

Symptom Onset Date Date: Today